



















ALL AROUND GROUPS

RK	NAME	NAT	SCORE	D1	D2	D	A	E	PEN
1	RUSSIA	 RUS	27,750						
	5 BALLS		27,750 (1)	9,100	9,300	9,200	9,500	9,200	0,150
2	ITALY	 ITA	27,350						
	5 BALLS		27,350 (2)	9,000	9,200	9,100	9,450	8,800	
3	BELARUS	 BLR	26,775						
	5 BALLS		26,775 (3)	9,000	8,750	8,875	9,300	8,600	
4	BULGARIA	 BUL	26,350						
	5 BALLS		26,350 (4)	8,300	8,800	8,550	9,200	8,600	
5	ISRAEL	 ISR	26,100						
	5 BALLS		26,100 (5)	8,100	8,800	8,450	9,050	8,600	
6	FRANCE	 FRA	25,425						
	5 BALLS		25,425 (6)	8,000	8,350	8,175	8,850	8,400	
7	SWITZERLAND	 SUI	25,400						
	5 BALLS		25,400 (7)	8,400	8,200	8,300	8,900	8,200	
8	AZERBAIJAN	 AZE	24,800						
	5 BALLS		24,800 (8)	8,700	8,000	8,350	8,550	8,050	0,150
9	JAPAN	 JPN	24,250						
	5 BALLS		24,250 (9)	8,200	7,800	8,000	8,700	7,950	0,400
10	GERMANY	 GER	23,975						
	5 BALLS		23,975 (10)	7,400	7,850	7,625	8,750	8,000	0,400
11	AUSTRIA	 AUT	23,700						
	5 BALLS		23,700 (11)	7,200	7,700	7,450	8,550	7,700	
12	CANADA	 CAN	23,375						
	5 BALLS		23,375 (12)	7,600	7,750	7,675	8,200	7,500	



ALL AROUND GROUPS

RK	NAME	NAT	SCORE	NAT SCORE					PEN
				D1	D2	D	A	E	
13	HUNGARY	 HUN	23,225						
	5 BALLS		23,225 (13)	7,600	7,450	7,525	8,450	7,250	
14	UKRAINE	 UKR	23,025						
	5 BALLS		23,025 (14)	8,150	7,100	7,625	8,450	6,950	
15	UZBEKISTAN	 UZB	22,950						
	5 BALLS		22,950 (15)	6,700	7,600	7,150	8,100	7,700	
16	FINLAND	 FIN	22,500						
	5 BALLS		22,500 (16)	6,200	7,300	6,750	8,150	7,600	
17	UNITED STATES OF AMERICA	 USA	21,650						
	5 BALLS		21,650 (17)	6,700	7,100	6,900	8,000	7,150	0,400