




















## ALL AROUND GROUPS

RK	NAME	NAT	SCORE	NAT SCORE						
				D1	D2	D	A	E	PEN	
1	RUSSIA	 RUS	<b>54,800</b>							
	5 BALLS		27,750 (1)	9,100	9,300	9,200	9,500	9,200	0,150	
	2 HOOPS 3 RIBBONS		27,050 (1)	8,700	9,200	8,950	9,350	8,850	0,100	
2	ITALY	 ITA	<b>54,400</b>							
	5 BALLS		27,350 (2)	9,000	9,200	9,100	9,450	8,800		
	2 HOOPS 3 RIBBONS		27,050 (2)	9,100	9,000	9,050	9,350	8,650		
3	BELARUS	 BLR	<b>53,325</b>							
	5 BALLS		26,775 (3)	9,000	8,750	8,875	9,300	8,600		
	2 HOOPS 3 RIBBONS		26,550 (3)	8,000	8,900	8,450	9,300	8,800		
4	ISRAEL	 ISR	<b>52,400</b>							
	5 BALLS		26,100 (5)	8,100	8,800	8,450	9,050	8,600		
	2 HOOPS 3 RIBBONS		26,300 (4)	8,400	8,800	8,600	9,100	8,700	0,100	
5	BULGARIA	 BUL	<b>52,050</b>							
	5 BALLS		26,350 (4)	8,300	8,800	8,550	9,200	8,600		
	2 HOOPS 3 RIBBONS		25,700 (6)	8,400	8,500	8,450	9,050	8,200		
6	SWITZERLAND	 SUI	<b>50,550</b>							
	5 BALLS		25,400 (7)	8,400	8,200	8,300	8,900	8,200		
	2 HOOPS 3 RIBBONS		25,150 (8)	8,000	8,300	8,150	8,800	8,400	0,200	
7	GERMANY	 GER	<b>49,975</b>							
	5 BALLS		23,975 (10)	7,400	7,850	7,625	8,750	8,000	0,400	
	2 HOOPS 3 RIBBONS		26,000 (5)	8,500	8,500	8,500	8,950	8,550		
8	JAPAN	 JPN	<b>49,750</b>							
	5 BALLS		24,250 (9)	8,200	7,800	8,000	8,700	7,950	0,400	
	2 HOOPS 3 RIBBONS		25,500 (7)	8,250	8,450	8,350	9,000	8,550	0,400	
9	FRANCE	 FRA	<b>49,600</b>							
	5 BALLS		25,425 (6)	8,000	8,350	8,175	8,850	8,400		
	2 HOOPS 3 RIBBONS		24,175 (11)	8,100	7,850	7,975	8,700	7,700	0,200	




















## ALL AROUND GROUPS

RK	NAME	NAT	SCORE	D						PEN
				D1	D2	D	A	E		
10	<b>AZERBAIJAN</b>	 AZE	<b>48,975</b>							
	5 BALLS		24,800 (8)	8,700	8,000	8,350	8,550	8,050	0,150	
	2 HOOPS 3 RIBBONS		24,175 (10)	8,200	8,050	8,125	8,450	7,800	0,200	
11	<b>HUNGARY</b>	 HUN	<b>47,950</b>							
	5 BALLS		23,225 (13)	7,600	7,450	7,525	8,450	7,250		
	2 HOOPS 3 RIBBONS		24,725 (9)	8,000	8,250	8,125	8,500	8,250	0,150	
12	<b>AUSTRIA</b>	 AUT	<b>47,400</b>							
	5 BALLS		23,700 (11)	7,200	7,700	7,450	8,550	7,700		
	2 HOOPS 3 RIBBONS		23,700 (13)	7,000	8,000	7,500	8,400	7,800		
13	<b>CANADA</b>	 CAN	<b>46,775</b>							
	5 BALLS		23,375 (12)	7,600	7,750	7,675	8,200	7,500		
	2 HOOPS 3 RIBBONS		23,400 (14)	8,000	7,800	7,900	8,200	7,700	0,400	
14	<b>UKRAINE</b>	 UKR	<b>46,025</b>							
	5 BALLS		23,025 (14)	8,150	7,100	7,625	8,450	6,950		
	2 HOOPS 3 RIBBONS		23,000 (15)	7,300	7,200	7,250	8,350	7,400		
15	<b>UNITED STATES OF AMERICA</b>	 USA	<b>45,450</b>							
	5 BALLS		21,650 (17)	6,700	7,100	6,900	8,000	7,150	0,400	
	2 HOOPS 3 RIBBONS		23,800 (12)	7,500	7,600	7,550	8,600	7,750	0,100	
16	<b>FINLAND</b>	 FIN	<b>44,350</b>							
	5 BALLS		22,500 (16)	6,200	7,300	6,750	8,150	7,600		
	2 HOOPS 3 RIBBONS		21,850 (16)	7,000	7,500	7,250	7,950	7,050	0,400	
17	<b>UZBEKISTAN</b>	 UZB	<b>44,350</b>							
	5 BALLS		22,950 (15)	6,700	7,600	7,150	8,100	7,700		
	2 HOOPS 3 RIBBONS		21,400 (17)	6,700	7,000	6,850	8,100	6,850	0,400	




















## APPARATUS GROUPS

RK	NAME	NAT	5 BALLS						
			TOT	D1	D2	D	A	E	PEN
1	RUSSIA	 RUS	27,750	9,100	9,300	9,200	9,500	9,200	0,150
2	ITALY	 ITA	27,350	9,000	9,200	9,100	9,450	8,800	
3	BELARUS	 BLR	26,775	9,000	8,750	8,875	9,300	8,600	
4	BULGARIA	 BUL	26,350	8,300	8,800	8,550	9,200	8,600	
5	ISRAEL	 ISR	26,100	8,100	8,800	8,450	9,050	8,600	
6	FRANCE	 FRA	25,425	8,000	8,350	8,175	8,850	8,400	
7	SWITZERLAND	 SUI	25,400	8,400	8,200	8,300	8,900	8,200	
8	AZERBAIJAN	 AZE	24,800	8,700	8,000	8,350	8,550	8,050	0,150
9	JAPAN	 JPN	24,250	8,200	7,800	8,000	8,700	7,950	0,400
10	GERMANY	 GER	23,975	7,400	7,850	7,625	8,750	8,000	0,400
11	AUSTRIA	 AUT	23,700	7,200	7,700	7,450	8,550	7,700	
12	CANADA	 CAN	23,375	7,600	7,750	7,675	8,200	7,500	
13	HUNGARY	 HUN	23,225	7,600	7,450	7,525	8,450	7,250	
14	UKRAINE	 UKR	23,025	8,150	7,100	7,625	8,450	6,950	
15	UZBEKISTAN	 UZB	22,950	6,700	7,600	7,150	8,100	7,700	
16	FINLAND	 FIN	22,500	6,200	7,300	6,750	8,150	7,600	
17	UNITED STATES OF AMERICA	 USA	21,650	6,700	7,100	6,900	8,000	7,150	0,400



## APPARATUS GROUPS

RK	NAME	NAT	2 HOOPS 3 R1						
			TOT	D1	D2	D	A	E	PEN
1	RUSSIA	 RUS	27,050	8,700	9,200	8,950	9,350	8,850	0,100
2	ITALY	 ITA	27,050	9,100	9,000	9,050	9,350	8,650	
3	BELARUS	 BLR	26,550	8,000	8,900	8,450	9,300	8,800	
4	ISRAEL	 ISR	26,300	8,400	8,800	8,600	9,100	8,700	0,100
5	GERMANY	 GER	26,000	8,500	8,500	8,500	8,950	8,550	
6	BULGARIA	 BUL	25,700	8,400	8,500	8,450	9,050	8,200	
7	JAPAN	 JPN	25,500	8,250	8,450	8,350	9,000	8,550	0,400
8	SWITZERLAND	 SUI	25,150	8,000	8,300	8,150	8,800	8,400	0,200
9	HUNGARY	 HUN	24,725	8,000	8,250	8,125	8,500	8,250	0,150
10	AZERBAIJAN	 AZE	24,175	8,200	8,050	8,125	8,450	7,800	0,200
11	FRANCE	 FRA	24,175	8,100	7,850	7,975	8,700	7,700	0,200
12	UNITED STATES OF AMERICA	 USA	23,800	7,500	7,600	7,550	8,600	7,750	0,100
13	AUSTRIA	 AUT	23,700	7,000	8,000	7,500	8,400	7,800	
14	CANADA	 CAN	23,400	8,000	7,800	7,900	8,200	7,700	0,400
15	UKRAINE	 UKR	23,000	7,300	7,200	7,250	8,350	7,400	
16	FINLAND	 FIN	21,850	7,000	7,500	7,250	7,950	7,050	0,400
17	UZBEKISTAN	 UZB	21,400	6,700	7,000	6,850	8,100	6,850	0,400